

FOUNDATION DESIGN BASIS			
LIVE LOAD	COLLATERAL LOAD	WIND	
20 PSF (REDUCIBLE)	5 PSF	WIND VELOCITY: 110 MPH	IMPORTANCE FACTOR: 1.15
		EXPOSURE: C	INTERNAL PRESSURE (QPEIN)
		DEFLECTION:	

FOUNDATION DESIGN REACTION SCHEDULE					
VALUES IN KIIPS					
COL. GRID	DEAD + LIVE	HORIZ. VERT.	DEAD + WIND	HORIZ. VERT.	
1-A-1-B	24	14	-21	-14	
2-A-2-B	2	1	-1	-1	
3-A-3-B	24	14	-21	-14	

PRE-ENGINEERED METAL BUILDING ANCHOR ROD SCHEDULE			
DIAMETER D <sub>1</sub>	MIN. EMBEDMENT E <sub>1</sub>	REDUCTION FACTOR	CONC. TYPE
5/8"	8"	0.7	1/ CONC
3/4"	10"	0.7	1/ CONC
7/8"	12"	0.7	1/ CONC
1"	14"	0.7	1/ CONC
1 1/8"	16"	0.7	1/ CONC
1 1/4"	19"	0.7	1/ CONC
1 1/2"	22"	0.7	1/ CONC

HEAVY HEX NUT, TYP.  
ASTM F1554 (GRADE 36)  
MIN. F<sub>u</sub> = 3000 LBSI

- FOUNDATION PLAN NOTES:**
- FLOOR SLAB SHALL BE 5" THICK CONCRETE REINF. WITH 6#E-W/3#E-2. SEE SHEETS ON COMPACTED SUBGRADE. PLACE REIN. DETAILS ON SHEET S-111 FOR PLACEMENT OF REINF.
  - SEE SITE PLAN FOR ACTUAL ELEVATION.
  - FOUNDATIONS ARE DESIGNED FOR THE REACTIONS SHOWN IN REACTION SCHEDULE ON THIS SHEET.
  - COORDINATE ANCHOR RODS AND EDGE OF SLAB WITH BUILDING MANUFACTURER PRIOR TO CONSTRUCTION.
- FOUNDATION PLAN KEY NOTES:**
- ④ #6 x 20'-0" LONG ①0'-0" EA LEGD. HARPINS, TYP.



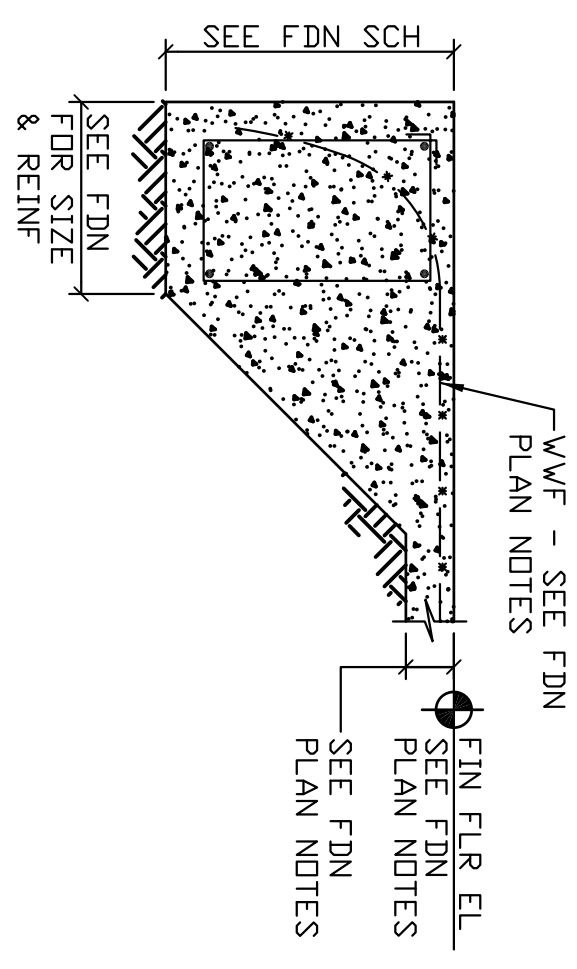
Owner:  
The School District of  
Osceola County  
999 Bill Buck Blvd  
Kissimmee, Florida 34714



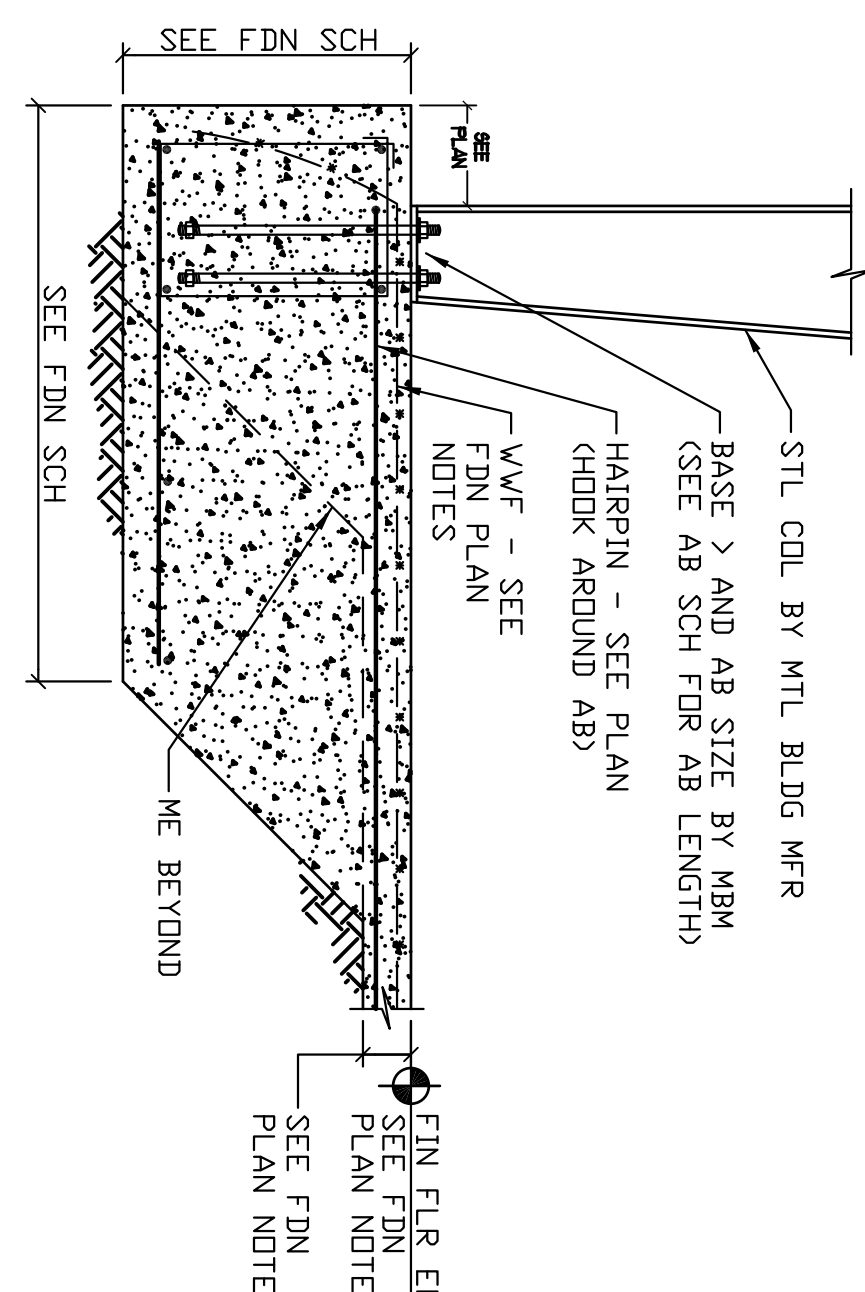
Architect:  
C.T. HSU + ASSOCIATES, P.A.  
ARCHITECTURE • PLANNING • INTERIOR DESIGN  
820 Irma Avenue  
Tallahassee, Florida 32303  
Tel: 904.423.0098 Fax: 904.423.4793

Consultants:  
Seal/Signature

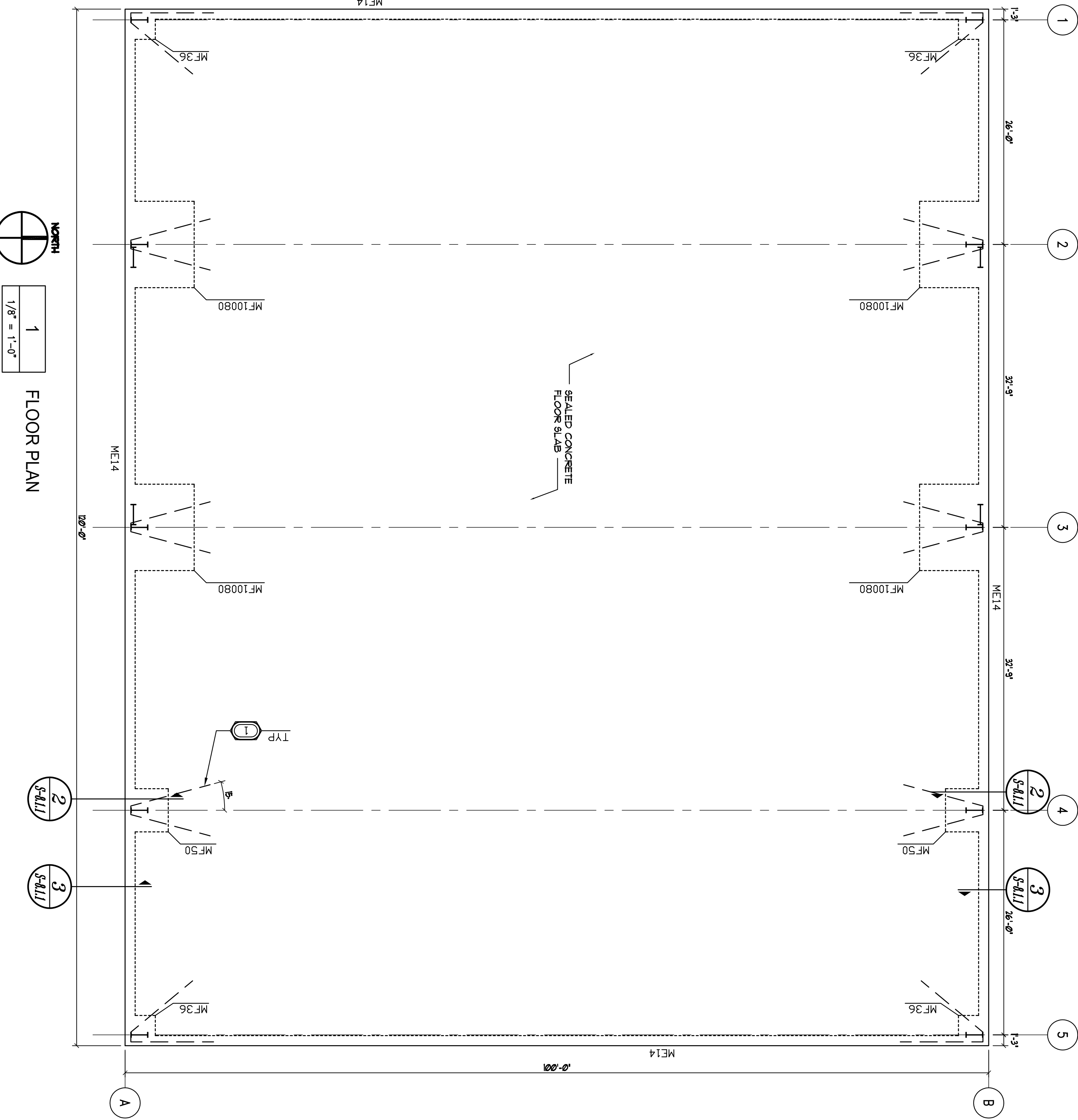
**NOTICE**  
The data in this document represents proprietary rights of C.T. HSU + ASSOCIATES 32803  
820 Irma Avenue  
Tallahassee, Florida 32303  
Any party accepting this document does so in confidence and agrees that it shall not be duplicated in whole or in part for other than the intended use.  
C.T. HSU + ASSOCIATES



3 SECTION AT EDGE OF SLAB  
3/4" = 1'-0"



2 SECTION AT COL FOOTING  
3/4" = 1'-0"



1 FLOOR PLAN  
1/8" = 1'-0"

Sheet Title  
Job No. 080539  
Date APRIL 28, 2010  
Drawn CADD Technician  
Checked Project Manager  
Scale AS SHOWN

**FOUNDATION PLAN**

No. By Date Issued for

No. By Date Revision

**S-1.0.1**  
Sheet No.