

THE SCHOOL DISTRICT OF OSCEOLA COUNTY, FLORIDA

817 Bill Beck Boulevard • Kissimmee • Florida 34744-4492
Phone: 407-870-4600 • Fax: 407-870-4010 • www.osceolaschools.net

SCHOOL BOARD MEMBERS

District 1 – Teresa “Terry” Castillo – Chair
407-577-5022
District 2 – Julius Melendez – Vice Chair
321-442-2862
District 3 – Jon Arguello
407-433-9082
District 4 – Clarence Thacker
407-870-4009
District 5 – Robert Bass
407-870-4009



Superintendent of Schools
Dr. Debra P. Pace

Agenda

Business Advisory Board Meeting
@ The Bill Collins Conference Room
817 Bill Beck Boulevard
Kissimmee, FL 34744

Wednesday, March 23, 2022
7:30 A.M.

1. Approve Minutes of January 26, 2022
2. Reappointments
3. Review Impact Fee & Sales Tax Report
4. Update Impact Fee & Sales Tax Revenue Forecasts
5. Budget Update
6. Facilities Update
7. Next regular meeting: April 27, 2022

Members Present: Mel Welch, Clyde Wells, Turner Wallis, Shawn Hindle, Greg Filak

Others/Guests: Debra Pace, Marc Clinch, Dave Sharma, Maribel Vallellanes, Randy Shuttera, Luz Skerrett

Location: Bill Collins Conference Room

Mr. Welch called the meeting to order.

- **Minutes**

The minutes from the December 8, 2021 meeting were approved with all ayes.

- **Business Advisory Board Members Term Renewals**

Mrs. Luz Skerrett stated that Mr. Welch and Mr. Wells terms are up in March 2022. that Both gentlemen expressed interest in continuing as BAB members. Luz stated their applications would be submitted to the County for renewal.

- **Impact Fee and Sales Tax Reports**

Maribel Vallellanes reviewed the Impact Fee & Sales Tax Reports for period ending November 30, 2021.

Impact Fee Revenues

Collections YTD approx. **\$ 49M**

Impact Fee Expenditures

Expenditures YTD Approx. **\$ 4.4M**

Infrastructure Sales Surtax Revenue

Collections YTD approx. **\$ 8.1M**

Infrastructure Sales Surtax Expenditures (1/4 cent)

Expenditures YTD approx. **\$ 1.4M**

School Capital Outlay Surtax Revenue

Collections YTD approx. **\$ 16.2M**

School Capital Outlay Surtax Expenditures (1/2 cent)

Expenditures YTD approx. **\$ 17M**

There was a discussion regarding the County’s plans on marketing and moving forward with the next Osceola County’s Penny Sales Tax Campaign. The Business Advisory Board Members expressed concerns on the impact the school district will face losing \$15 million dollars if the Penny Sales Tax doesn’t pass.

- **Facilities Update & Planning Department**

Mr. Clinch thanked the Board for their continued support. He presented a brief update on Kindred K8 School “AA” in Projects in Pre-Planning and a Pin Map of upcoming Project Locations. Mr. Dave Sharma provided a Construction and Facilities Update. Aerial pictures were presented on the progress Admin 2000 – Fire Suppression, Poinciana High School’s Tennis Court Repair, Parking Lot Repairs/repave for Bellalago Academy, and several school’s Secured Lobby Projects.

There was a discussion on the continuing rise of costs to construction materials and permitting issues that are causing construction delays.

- **Superintendent**

The Superintendent welcomed the Business Advisory Board members. Mr. Welch congratulated the Superintendent and staff on the District's efforts during these difficult times.

Dr. Pace discussed the District's biggest challenges, staff shortage and student absenteeism. She stated that the District was able to recruit 48 candidates as potential new bus drivers from the most recent job fair. The Superintendent mentioned that District staff will be working through the Mid-Year Budget process and Strategic Plan over the next several weeks and both will be presented in workshops on February 15th. She pointed out that the District is still waiting on the 3rd calculation from the State.

Mr. Welch reiterated the topic of the BAB Members concern of the School District losing \$15 Million dollars if the pending Sales Tax Campaign is not successful. He mentioned that while the County owns the process, it is vital that the school district move forward in educating to community as to what the financial needs are towards infrastructure and how this funding would be used.

BAB Meeting Dates

The Business Advisory Board has agreed to meet the 4th Wednesday of every month. The next meeting will be held on Wednesday, February 23, 2022, @ 7:30 a.m. in the Bill Collins Conference Room.

**SDOC Business Advisory Board
Impact Fee Revenue
For the period ending 1/31/2022**

MONTH	Fiscal Year							
	2018 - 2019		2019 - 2020		2020 - 2021		2021 - 2022	
	Revenue	Units*	Revenue	Units*	Revenue	Units*	Revenue	Units*
July	\$ 2,385,492	267	\$ 10,863,004	1,123	\$ 6,324,659	675	\$ 7,867,108	1,084
August	4,726,773	488	5,697,497	628	6,155,126	586	14,050,633	1,461
September	7,804,166		7,885,645	797	5,030,351	541	7,078,583	638
October	7,679,304	713	6,923,523	731	7,071,236	887	14,931,045	1,357
November	9,018,833	952	5,858,840	584	4,633,389	492	5,234,658	498
December	6,132,620	610	5,076,853	560	5,074,262	563	5,639,683	522
January	4,893,678	483	4,668,053	547	3,681,511	398	7,663,602	749
February	6,609,701	685	4,722,382	458	5,068,058	548		
March	6,213,597	610	7,787,661	837	9,076,345	858		
April	6,268,996	635	7,099,622	633	9,651,165	1,152		
May	6,613,496	706	3,627,116	378	11,320,247	1,065		
June**	6,062,604	621	4,177,704	481	10,042,573	958		
TOTAL	\$ 74,409,260	6,770	\$ 74,387,899	7,757	\$ 83,128,923	8,723	\$ 62,465,313	6,309

*Number of Units as computed based on reports received by the City of Kissimmee, City of St. Cloud, and Osceola County

**Accrual

Number of Units Detail				
Type of dwelling	Total Units	Osceola County	City of Kissimmee	City of St Cloud
Single Family	470	407	14	49
Single Family-S/T rental	11	11	0	0
Single Family-Credits	0	0	0	0
Townhomes	169	136	1	32
Townhomes-S/T rental	26	26	0	0
Condominiums	24	24	0	0
Multifamily	48	48	0	0
Mobile Homes	1	1	0	0
Total	749	653	15	81

Budget	
Forecasted Revenue	\$ 70,000,000

Fund Balance	
Actual Fund Balance	\$ 237,457,793
Budgeted Fund Balance	\$ 200,167,502

**SDOC Business Advisory Board
Impact Fee Expenditures
For the period ending 1/31/2022**

PROJECT NAME	Fiscal Year			
	2018 - 2019	2019 - 2020	2020 - 2021	2021 - 2022
Buses	1,850,948	822,176	113,116	
Canoe Creek K-8		1,167,050	14,598,151	4,555,631
Celebration Island Village	709,005	40,856	23,725	237,660
Harmony Middle School - "Middle School AA"	26,882,586	2,607,661	52,692	
Kindred K-8	2,125			
Land-Nova Road a/k/a Newman property			8,150,000	
NeoCity Academy	13,936,386	2,578,168		
Poinciana High School Wing Addition		6,023,094	1,656,129	2,100
Tohopekaliga High School	8,587,940	113,141	9,350	
TOTAL	\$ 51,968,990	\$ 13,352,146	\$ 24,603,163	\$ 4,795,391

**SDOC Business Advisory Board
School Capital Outlay Surtax Revenue (1/2 Cent)
For the period ending 1/31/2022**

MONTH	Fiscal Year			
	2018 - 2019	2019 - 2020	2020 - 2021	2021 - 2022
July	\$ 3,247,344	\$ 3,306,679	\$ 2,707,399	\$ 4,233,071
August	2,362,698	2,454,871	1,882,705	3,005,749
September	2,107,519	2,186,347	1,675,718	2,424,595
October	2,906,958	2,945,535	2,964,929	3,958,839
November	2,183,394	2,346,396	1,911,260	2,621,067
December	2,252,301	2,355,790	1,940,911	2,787,349
January	3,545,302	3,683,419	3,485,166	5,332,327
February	2,281,362	2,446,420	1,999,027	
March	2,321,866	2,474,997	2,045,878	
April	3,750,979	2,812,989	4,174,227	
May	2,496,898	1,116,246	2,805,030	
June*	2,420,032	1,461,649	2,731,593	
TOTAL	\$ 31,876,654	\$ 29,591,338	\$ 30,323,843	\$ 24,362,997

Budget	
Final Budget: Forecasted Revenue	\$ 30,000,000

Fund Balance	
Actual Fund Balance	\$ 83,003,487
Budgeted Fund Balance	\$ 36,339,440

*Accrual

**SDOC Business Advisory Board
Infrastructure Sales Surtax Revenue (1/4 Cent)
For the period ending 1/31/2022**

MONTH	Fiscal Year			
	2018 - 2019	2019 - 2020	2020 - 2021	2021 - 2022
July	\$ 1,626,416	\$ 1,653,542	\$ 1,353,919	\$ 2,120,111
August	1,187,951	1,229,646	940,105	1,503,529
September	1,051,985	1,094,544	838,579	1,212,424
October	1,460,827	1,473,660	1,482,953	1,979,577
November	1,094,073	1,173,745	954,858	1,311,662
December	1,128,780	1,179,052	971,622	1,395,830
January	1,774,559	1,842,450	1,742,835	2,667,069
February	1,141,399	1,224,039	1,000,240	
March	1,164,505	1,237,741	1,023,877	
April	1,876,971	1,406,608	2,085,479	
May	1,251,681	558,604	1,405,131	
June*	1,213,361	731,997	1,365,888	
TOTAL	\$ 15,972,508	\$ 14,805,628	\$ 15,165,486	\$ 12,190,203

Budget	
Final Budget: Forecasted Revenue	\$ 15,000,000

Fund Balance	
Actual Fund Balance	\$ 36,420,224
Budgeted Fund Balance	\$ 4,262,103

*Accrual

**SDOC Business Advisory Board
School Capital Outlay Surtax Expenditures (1/2 Cent)
For the period ending 1/31/2022**

Type of Expenditure	Fiscal Year			
	2018-2019	2019-2020	2020-2021	2021-2022
Debt Service	\$ 7,037,194	\$ 7,035,848	\$ 7,777,023	\$ 13,650,931
Comprehensive Renovations				
Denn John Middle School	22,605,913	11,114,867	2,745,381	10,300
Gateway High School	71,765	388	756,836	1,197,637
Michigan Avenue Elementary School	19,720,411	1,639,336	1,152,483	-
Reedy Creek Elementary School			16,233	1,798
St. Cloud Middle School	2,417,580	23,942,794	8,923,615	-
Subtotal Comprehensive Renovations	\$ 44,815,669	\$ 36,697,385	\$ 13,594,548	\$ 1,209,735
Other maintenance & renovation projects				
Carpet Replacements/Flooring				
Adult Learning Center	\$ -	\$ -	\$ 36,153	-
Boggy Creek Elementary School	-	11,125.00		
Celebration K-8 School			127,599.00	167,707
Chestnut Elementary School			188,853.00	110,490
Cypress Elementary School			36,132	
Deerwood Elementary School		455,336		
Discovery Intermediate School	93,668	54,027		
East Lake Elementary School		42,221		
Harmony Community School			220,152	66,664
Kissimmee Middle School			71,809	
KOA Elementary		139,245	121,443	
Mill Creek Elementary			155,704	158,838
Narcoossee Elementary School			237,993	27,668
Neptune Elementary School			16,107	
Parkway Middle School	149,780	139,035		
Poinciana Academy of Fine Arts	33,125			
Poinciana High School			104,574	
Ross E. Jeffries Campus	53,648			
St Cloud Elementary		142	291,195	
Sunrise Elementary School		265,345	43,314	
Westside K-8		1,493		
Zenith	20,758		31,075	
Chiller Replacements/BAS:				
Boggy Creek Elementary School			138,423	
Celebration High School		1,068,923	232,029	
Central Elementary School		19,249	547,169	
Cypress Elementary School		214,067	391	
Discovery Intermediate School		223,357		
Flora Ridge Elementary School		235,421	290,548	
Horizon Middle School		205,514		
Kissimmee Elementary School	188,032	251,506		
Kissimmee Middle School	66,254			
Liberty High School	84,497	187,192		
Narcoossee Middle School			264,718	6,186
Partin Settlement Elementary School			492,135	

**SDOC Business Advisory Board
School Capital Outlay Surtax Expenditures (1/2 Cent)
For the period ending 1/31/2022**

Type of Expenditure	Fiscal Year			
	2018-2019	2019-2020	2020-2021	2021-2022
Poinciana Academy of Fine Arts	302,758	254,165		
Poinciana High School	4,695	2,644,442	206,953	900
St. Cloud High School			355,666	
Fencing/Gates:				
Adult Learning Center			6,285	
Boggy Creek Elementary School	2,221			
Celebration High School	833			
Celebration K-8 School	27,030			
Central Elementary School	8,952	557		7,431
Cypress Elementary School		5,354		
Deerwood Elementary School		25,314		
Discovery Intermediate School			12,271	
East Lake Elementary School		41,773		
Flora Ridge Elementary School		29,083		15,922
Gateway High School	12,815			
Harmony Community School	33,086			
Harmony High School	12,083	23,152		
Hickory Tree Elementary School	24,664			
Highlands Elementary	57,099	16,449	7,735	
Horizon Middle School	16,820			
Kissimmee Elementary School			24,628	
Kissimmee Middle School			6,911	
Lakeview Elementary School	53	42,148	12,883	
Liberty High School	16,194		16,333	4,392
Michigan Avenue Elementary School			2,185	
Mill Creek Elementary		23,026	8,350	1,965
Narcoossee Middle School	2,160			
Neptune Elementary School			10,504	4,103
Parkway Middle School			4,785	
PATHS		45,404		
Pleasant Hill Elementary School		2,251		
Poinciana Elementary School		27,326	16,746	
Poinciana High School	15,558			
Reedy Creek Elementary School	25,703	4,003	1,947	
Ross E. Jeffries Campus	42,173	375		
St. Cloud High School	107			
St. Cloud Middle School			1,101	
Tohopekaliga High School		16,544		
Westside K-8	36,355	913	4,806	
Zenith	4,787			
HVAC Repairs/Replacements:				
Admin			68	5,399
Celebration High School	56,322			
Celebration K-8 School	162,939	4,924		
Cypress Elementary School		7,894		
Deerwood Elementary School		7,758		31,737

**SDOC Business Advisory Board
School Capital Outlay Surtax Expenditures (1/2 Cent)
For the period ending 1/31/2022**

Type of Expenditure	Fiscal Year			
	2018-2019	2019-2020	2020-2021	2021-2022
Harmony High School	3,162	4,478		
Horizon Middle School		152,730	1,891,622	622,780
Kissimmee Elementary School	20,586			
Kissimmee Middle School	66,487	152,541	1,906,674	715,694
Lakeview Elementary School				20,091
Liberty High School	117,555	35,347	3,006	
Narcoossee Middle School	100,827			
Neptune Middle School	3,002		11,798	38,998
oTECH	60,133		35,865	54,693
Partin Settlement Elementary School				91,200
Pleasant Hill Elementary School				15,861
Ross E. Jeffries Campus	1,371	23,822		
Ventura Elementary School			38,971	
Painting /other projects (lighting, fans, windows, stage)				
ALCO	7,616	10,915		
Celebration High School	18,685	184,120		40,205
Celebration K-8 School	21,296	47,509	38,093	64,347
Central Elementary School			24,483	2,018
Chestnut Elementary School				58,448
Cypress Elementary School		41,882	89,846	27,147
Deerwood Elementary School	52,714	47,301	12,471	18,783
Discovery Intermediate School	114,620			69,714
East Lake Elementary School		40,144	9	
Gateway High School	757			
Harmony Community School				72,400
Harmony High School	17,710			
Hickory Tree Elementary School	21,668			
Highlands Elementary				58,000
Horizon Middle School	18,138	41,517	15,693	43
Kissimmee Elementary School		72,387		4,758
Kissimmee Middle School	217,910		64,550	6,807
KOA Elementary		35,446	31,806	
Liberty High School	18,685			30,021
Mill Creek Elementary		43,198	53,907	
Narcoossee Elementary School				59,150
Narcoossee Middle School	21,828	64,586		
New Beginnings				52,000
Osceola High School	18,685		9,000	
Osceola County School for the Arts	89,688			
oTECH		19,898		
Parkway Middle School		44,462		
Pleasant Hill Elementary School			7,951	
Poinciana High School	13,333	247,884	1,487,487	25,358
Reedy Creek Elementary School	32,012			
St. Cloud Elementary School		67,113		3,661
St. Cloud High School			162,424	
Sunrise Elementary School		225	61,352	
Ventura Elementary School		60,702		
Westside K-8	86,808			
Parking Lot/ Bus Loop/ Concrete /Drainage/ Field-Track				
ALCO			6,470	

**SDOC Business Advisory Board
School Capital Outlay Surtax Expenditures (1/2 Cent)
For the period ending 1/31/2022**


Type of Expenditure	Fiscal Year			
	2018-2019	2019-2020	2020-2021	2021-2022
Celebration High School			7,899	
Central Elementary School		8,429	6,707	
Countywide		7,929		
Deerwood Elementary School		19,712		
Harmony Community School		4,790		
Hickory Tree Elementary School		4,325		
Horizon Middle School		5,540		
Lakeview Elementary School		7,180	105,680	
Liberty High School		14,871	387,554	
Narcoossee Elementary School		7,035	8,575	
Narcoossee Middle School		433	10,919	
Neptune Elementary School			7,357	
Osceola High School		15,615		
oTECH		1,850	10,579	
Parkway Middle School			7,914	
Poinciana Elementary	19,655			
Reedy Creek Elementary School			7,055	
Thacker Avenue Elementary	6,648			
Westside K-8		9,603		
Renovations/Playgrounds/Other				
Central Elementary School			47,425	
Deerwood Elementary School			59,000	40,704
Horizon Middle School		8,023	7,380	
Lakeview Elementary School				3,970
Poinciana High School			72,754	
Reedy Creek Elementary School			25,600	
St Cloud Elementary			23,373	
Thacker Avenue Elementary				70,660
Roofing/Gutters/Covered walkways:				
Boggy Creek Elementary School			4,709	
Chestnut Elementary	107,400			
Countywide			21,575	
Cypress Elementary School			4,918	
Discovery Intermediate School		9,082	93,272	
Kissimmee Elementary School	500	3,300		
Narcoossee Middle School		11,420	108,896	
Neptune Middle School	191,628	131,449		
Partin Settlement Elementary School	117,000			
Poinciana Elementary School	13,075	243,010		
Sunrise Elementary School	109,800			
St Cloud Elementary		59,597		
Safety & Security Equipment & software	701,003	519,017	1,140,922	386,582
Security Modifications and improvements	28,153	89,099	1,135,416	176,425
Technology Infrastructure and equipment	1,522,770	1,263,694	911,184	45,021
Subtotal Other	\$ 5,518,077	\$ 10,619,263	\$ 14,517,814	3,484,941
TOTAL	\$ 57,370,940	\$ 54,352,496	\$ 35,889,385	18,345,607

**SDOC Business Advisory Board
Infrastructure Sales Surtax Expenditures (1/4 Cent)
For the period ending 1/31/2022**

Type of Expenditure	Fiscal Year			
	2018-2019	2019-2020	2020-2021	2021-2022
Debt Service	\$ 6,551,233	\$ 6,561,298	\$ 6,568,081	\$ 242,700
Other:				
Athletic Facilities	\$ 889	\$ 4,060	\$ -	\$ -
Buses	219,747			
Remodeling	859,574	2,463		
Renovations-Canoe Creek		5,464,569	6,922,315	1,350,333
Student Computers	249,600	118,972		
Site improvements	12,324			103,040
Technology	160,573	7,001		
White Fleet	551,097	879,502	83,748	192,386
Subtotal Other:	\$ 2,053,804	\$ 6,476,567	\$ 7,006,063	\$ 1,645,759
TOTAL	\$ 8,605,037	\$ 13,037,865	\$ 13,574,144	\$ 1,888,459

Facilities Update

Business Advisory Board
March 23, 2022



Every Child, Every Chance, Every Day!



Facilities Update

- Project Updates

• Projects in Pre-Planning	\$42,797,875
• Projects in Planning	\$64,762,136
• Projects in Design	\$214,944,648
• Projects in Construction	<u>\$38,173,669</u>
• Current Program	\$360,678,328

Projects in Pre-Planning

<u>Project</u>	<u>Budget</u>	<u>Proposed Opening</u>
Kindred K8 School “AA”	\$42,797,875	TBD
TOTAL	\$42,797,875	

Projects in Planning

<u>Project</u>	<u>Budget</u>	<u>Proposed Opening</u>
Healthy Way and OCSA Bus Road	\$4,000,000	TBD
OCSA Comprehensive Renovation	\$2,000,000	TBD
RCES Comprehensive Renovation	\$2,000,000	TBD
Transportation East	\$24,000,000	March 2024
Transportation West	\$22,100,000	TBD
SCHS Wing Addition	\$10,662,136	TBD
TOTAL	\$64,762,136	

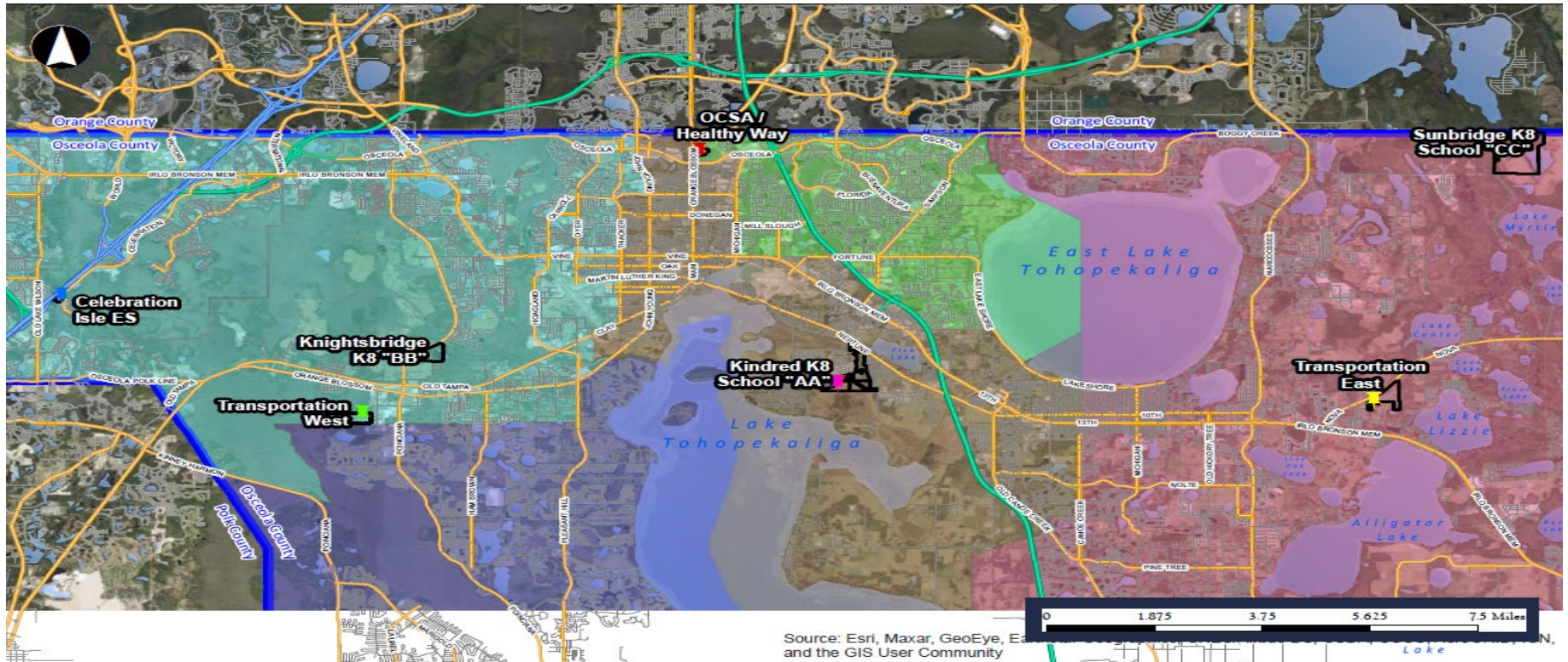
Projects In Design

<u>Project</u>	<u>Budget</u>	<u>Construction NTP</u>
Celebration Isle ES	\$27,123,870	5/1/2022
GWHS Comprehensive	\$85,300,000	4/26/2022
K8 School "CC" (Weslyn Park)	\$43,500,000	1/07/2023
K8 School "BB" (Westside Relief)	\$42,000,000	1/10/2023
NPMS Rear Bus Loop	\$645,000	TBD – On Hold
NPES Additional Car Queuing	\$1,136,698	5/16/2022
PNHS Network Cabling Replacement	\$3,000,000	5/20/2022
CAES Kitchen Renovation	\$1,900,000	Postponed
HRHS Kitchen Renovation	\$1,900,000	Postponed
PSES Kitchen Renovation	\$1,900,000	Postponed
KMES Kitchen Renovation	\$1,900,000	Postponed
WK8S Kitchen Renovation	\$1,900,000	6/14/2023
HRHS Space Reconfiguration	\$1,746,270	05/30/2022
HRHS AG Building Reconfiguration	\$ 992,810	08/30/2022
TOTAL	\$214,944,648	

Projects in Construction

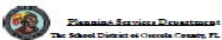
<u>Project</u>	<u>Budget</u>	<u>Substantial Completion</u>
Admin 2000 Records Fire Suppression	\$439,870	4/08/2022
Admin 2000 Roof Replacement	\$1,261,132	4/26/2022
PNHS Tennis Court Repairs	\$338,313	3/16/2022
Canoe Creek K8 Year 2	\$30,021,000	12/04/2021
oTECH Welding Program	\$3,500,000	8/29/2022
DAS Emergency Radio Projects (2)	\$690,695	TBD
Cyclical Capital Projects (2)	\$113,432	Various
Cafeteria Refresh Projects (7)	\$725,000	Various
PROD & SNS Roof Replacement	\$524,237	6/16/2022
CLHS Track Resurfacing	\$450,939	5/31/2022
PNHS Outdoor Basketball Court Repair	\$109,051	3/31/2022
TOTAL	\$38,173,669	

Map- Project Locations



Upcoming Project Locations
for Business Advisory Board

Not for Publication
Working Copy 03/23/2022



Legend


- | | | |
|-------------------------------------|------------------------------|----------------------|
| Upcoming Facility Project Locations | Sunbridge K8 School "CC" | SB Member District 1 |
| Celebration Isle ES | Transportation East | SB Member District 2 |
| Kindred K8 School "AA" | Transportation West | SB Member District 3 |
| OCSA / Healthy Way | Knightsbridge K8 School "BB" | SB Member District 4 |
| | | SB Member District 5 |
| | | Project Parcels |

Disclaimer: All data, information, and maps are provided "as is" without any warranty or representation of accuracy, timeliness, or completeness. The School District of Osceola County, Florida (the "School District") cannot accept any responsibility for errors, omissions, or positional accuracy. The School District specifically disclaims any warranty, either express or implied, including without limitation, the implied warranties of merchantability and fitness for a particular purpose. The burden of determining accuracy, timeliness, merchantability, and fitness for a particular use rests solely on the requestor, and the requestor assumes all risk as to quality and performance. In no event will the School District or its staff be liable for any direct, indirect, incidental, special, consequential, or other damages, including, without

o-TECH Welding



ADMIN 2000- Fire Suppression



PNHS- Tennis Court Repair



Every Child, Every Chance, Every Day!



Comments and Discussion